





## Remotely Control

Connect TT Lock App to realize remote control of smart door locks.

-  Share / Modify E-Key
-  Monitor Door Status
-  View Activity Log
-  Get Started Alerts





## Description

MLG2/G3 with TT Lock app, this gateway comes in Wi-Fi, PoE, Ethernet with power. This device allows you to remotely control any device linked to TT Lock, TT Hotel or TT renting. Open door, check access record change credentials and users with this little device. This device requires to be within 15 meters of each lock and one gateway can hold 100+ locks. The G2/G3 act like a mesh system to link gateway to gateway this means when one gateway goes down the other gateways within range will help support the gateways lock.

## MLG2/G3 Dimensions

## Light Status



## Light status description

- ↔• Light flashes alternately in red and blue: Stand-by mode, ready to pair
- Blue light: Working mode
- Red light: Network failure



- When the equipment is powered on, the state lamp
- ↔• Red and blue lights flash alternately: ready state, currently can be bound by APP
  - Blue: indicates normal working status and cannot be bound.
  - Red: The network is not smooth enough to communicate with the server

## MLG2 Technical Specifications :

Model	MLG2
Dimensions	W70mm X L70mm X D26mm
Lock Type	Ttlock, TTRenting, TTHotel
Network	WiFi 2.4G
Network port rate	10M
IEEE Standards	802.3 b/g/n
Support OS	iOS 7.0 or above, Android 4.4 or above
Power Supply	5V/500mA
Power interface	Type-C USB
Working Temperature	-20~60 degree
Working Humidity	10%~95%
IP Class	IP54
Warranty	Refer to McGrath locks Warranty form

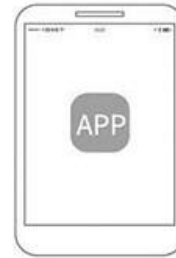
## MLG3 Technical Specifications :

Model	MLG3
Dimensions	W70mm X L70mm X D26mm
Lock Type	Ttlock, TTRenting, TTHotel
Network port interface	RJ45
Network port rate	10M
IEEE Standards	802.3
Support OS	iOS 7.0 or above, Android 4.4 or above
Power Supply	5V/500mA
Power interface	PoE, Type-C USB
Working Temperature	-20~60 degree
Working Humidity	10%~95%
IP Class	IP54
Warranty	Refer to McGrath locks Warranty form



## Add Gateway through APP

1 Open APP



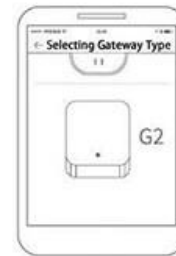
2 Click on the top left corner of the screen "☰"




3 Select [Gateway] from the drop-down list



4 Select [G2]



5 Connect power to gateway, red and blue lights flashing alternately



6 Click "+"



7 Built-in network



8 Select the correct network and enter the password



9 Add Completion

Note: If the timeout does not bind successfully, please power off and try again.

